




# INFONEU

 **0 REMONTES**


 **0 PISTAS / KM ESQUIABLES**













  **LA NIEVE**

PLA DE MASELLA -1600m- 0cm -  
 CAP DEL BOSC -2150m- 0cm -  
 LA TOSA -2535m- 0cm -







23/06/2018				24/06/2018				25/06/2018			
0-6 h	6-12 h	12-18 h	18-24 h	0-6 h	6-12 h	12-18 h	18-24 h	0-6 h	6-12 h	12-18 h	18-24 h
Estado del cielo											
											
Probabilidad de Precipitación											
0%	0%	10-30%	0-10%	0%	0%	0%	0%	0%	0%	0%	0%